

snapNwin™ Artwork Submission Overview

This document contains 4 pages, this the Overview page, and the 3 template pages we require to assemble a snapNwin™ card, as follows;

- **Side A**

Known as the Magnet Side is the most complex of the 3 sides because it incorporates the snap out magnet portion of the card.

- **Side B**

The Inside Message Side usually reflects the prize, code or the message you wish deliver when the Magnet portion is snapped and peeled back and off from the card. There could be any number of multiple messages depending what you wish to accomplish with your campaign.

- **Side C**

Known as the Back Side, usually reflects additional information, contest instructions or campaign rules.

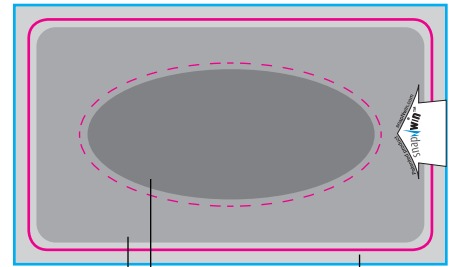
Following the instructions listed with each template, please prepare artwork using the 3 separate templates provided, for at least the 3 sides as referenced above. Multiple versions of the Side B, the Inside Message are, of course, acceptable. Each Side should be on a separate 300 dpi Press Quality PDF page with the die as well as bleed lines removed, while conforming to the instructions detailed on each template page.

Please do not hesitate in contacting us with any questions, should they arise.

Thank you,
snapNwin™ Administration

Example template for illustration purposes only, these guidelines apply across all templates.

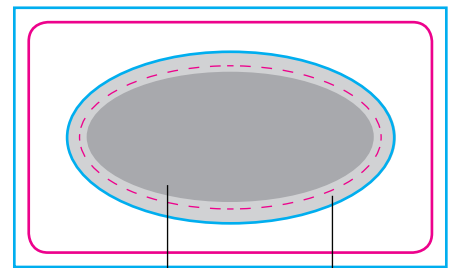
Side A



Keep live copy area - 0.125" clearance from dieline

Background image or colour with a + 0.25" bleed

Side B



Keep live copy area - 0.125" clearance from dieline

Background image or color with a + 0.25" bleed


Side C



Keep live copy area - 0.125" clearance from dieline

Background image or color with a + 0.25" bleed

Side A: Magnetic Side






Control Code: BCR-100420SA

The snapNwin™ logo as well as arrow and “patented product” content are required on Side A (magnet side) only and are to be included artwork design files.



* Use arrow with black text for light color artwork, and arrow with white text for dark color artwork.

-  = Final Trim Size
-  = Snap Out Portion
-  = Bleed (+ .25” on all cut edges)

Card Size: 2” x 3.5”

All corner radii: .167”

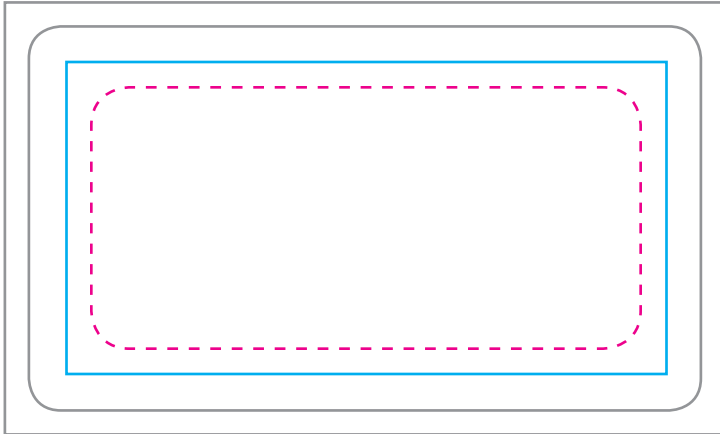
Snap Out Magnet: 2.875” x 1.375”

* Please allow +.25” bleed around all edges for safe cutting.




Instructions:

1. Please submit each snapNwin Side separately, in a 300 dpi, Press Quality PDF file format with fonts converted to outlines.
2. Please convert ALL colors to CMYK colors. Unfortunately, we cannot accept artwork containing Spot or PMS color.
3. We are unable to accept artwork created with Word, Corel, Publisher, or Quarkxpress.
4. Wherever applicable, artwork should include a + 0.25” bleed.
5. Please allow a - 0.125” clearance between all die lines and your viewable images/content.
6. Remove bleed marks, die line marks and crop marks from your artwork after you have completed your design.

Side B: Inside Message



Control Code: BCR-100420SB

-  = Final Trim Size
-  = Snap Out Portion
-  = Bleed (+ .25" on all cut edges)

Card Size: 2" x 3.5"

All corner radii: .167"


Snap Out Magnet: 2.875" x 1.375"

*** Please allow .25" bleed around all edges for safe cutting.**

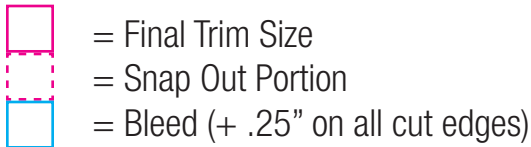
Instructions:

1. Please submit each snapNwin Side separately, in a 300 dpi, Press Quality PDF file format with fonts converted to outlines.
2. Please convert ALL colors to CMYK colors. Unfortunately, we cannot accept artwork containing Spot or PMS color.
3. We are unable to accept artwork created with Word, Corel, Publisher, or Quarkxpress.
4. Wherever applicable, artwork should include a + 0.25" bleed.
5. Please allow a - 0.125" clearance between all die lines and your viewable images/content. Please ensure there is a - 0.125 clearance between your images/content for the inside message (Side B) and the snap out portion die line.
6. Remove bleed marks, die line marks and crop marks from your artwork after you have completed your design.

Side C: Plain Card Side



Control Code: BCR-100420SC



Card Size: 2" x 3.5"

All corner radii: .167"

Snap Out Magnet: 2.875" x 1.375"

*** Please allow .25" bleed around all edges for safe cutting.**

Instructions:

1. Please submit each snapNwin Side separately, in a 300 dpi, Press Quality PDF file format with fonts converted to outlines.
2. Please convert ALL colors to CMYK colors. Unfortunately, we cannot accept artwork containing Spot or PMS color.
3. We are unable to accept artwork created with Word, Corel, Publisher, or Quarkxpress.
4. Wherever applicable, artwork should include a + 0.25" bleed.
5. Please allow a - 0.125" clearance between all die lines and your viewable images/content.
6. Remove bleed marks, die line marks and crop marks from your artwork after you have completed your design.